

EFFECTIVE TECHNOLOGY-SUPPORTED INDEPENDENT LIVING  
XAVIER UNIVERSITY  
DEPARTMENT OF OCCUPATIONAL THERAPY

Effect of Technology-Supported Independent Living on Occupational Performance, Satisfaction,  
and Cost of Care for Adults with Developmental Disabilities

by

Ashlyn Denault, BLA, S/OT  
Candidate for Master's Degree  
in Occupational Therapy

and

Isabel Ferreira, BLA, S/OT  
Candidate for Master's Degree  
in Occupational Therapy

and

Grace Fuller, BLA, S/OT  
Candidate for Master's Degree  
in Occupational Therapy

and

Shannon Turnley, BLA, S/OT  
Candidate for Master's Degree  
in Occupational Therapy

and

Lauren Winslow, BLA, S/OT  
Candidate for Master's Degree  
in Occupational Therapy

May 2022

Author affiliation: This research was conducted at Xavier University, Cincinnati, Ohio. At the time of the study, which was conducted as a collaborative research project between student, clinical tutor, and faculty tutor, Ashlyn Denault, Isabel Ferreira, Grace Fuller, Shannon Turnley, and Lauren Winslow were master's in occupational therapy students; Dr. Claire Morress OTR/L, PhD, ATP, was the faculty tutor, and Kate Lopez OTR/L, MHS, CDRS was the clinical tutor.

Adults with developmental disabilities (DD) often experience barriers to independent living. This three-year longitudinal study examined the effectiveness of a smart home in increasing performance of IL skills, while reducing caregiver costs, for adults with DD. Participants were four adults with DD living in a smart home, and their caregivers. This study utilized the Canadian Occupational Performance Measure (COPM), caregiver logs, and cost data analysis to obtain results over three years. Results were analyzed using descriptive statistics. The results showed clinically significant increases in average COPM performance and satisfaction scores over the three years for all residents' self-identified tasks. Furthermore, the hours of direct caregiving decreased by 75%, which resulted in a decrease in cost of caregiving. Smart homes have the potential to decrease cost and improve independent living for individuals with DD and their caregivers. The specific technology utilized by the individuals should be further researched.

*Keywords:* smart home technology, independent living, developmental disabilities, caregiver

costs

Section I - The Problem.....	5
Statement of the Problem/Purpose.....	5
Research Questions.....	6
Rationale.....	6
Scope of Study.....	7
Assumptions.....	7
Definition of terms.....	7
Section II – Review of Literature.....	8
Introduction.....	8
Body of Review.....	8
Summary.....	14
Section III – Methods.....	14
Research Design.....	14
Sample.....	14
Instrumentation.....	15
Methods and Procedures.....	16
Data Analysis.....	17
Section IV- Results.....	17
Section V- Discussion.....	22
Clinical and Practical Implications.....	24
Limitations.....	24
Section VI- Conclusion.....	26

## EFFECTIVE TECHNOLOGY-SUPPORTED INDEPENDENT LIVING

Recommendations.....	26
Reference List.....	27
Appendices	
A: Data Collection Form.....	41
B: Caregiver Level of Assistance Log.....	44
C: Cost of Technology Provided.....	46
D: Resident Self-Identified Tasks.....	47
E: List of Technologies.....	48
F: Raw COPM Data.....	51

### **The Problem**

There are over 6 million people in the United States living with a developmental disability (DD) (Disability Justice, 2021). Adults with DD experience barriers with housing, which is an important aspect of independent living. Approximately 75 percent of adults with disabilities live with their parents or family members, while about 16 percent live by themselves (Diament, 2020; Golub & Berns, 2018). One option to increase independent living is hiring a full-time caregiver; however, caregiving costs are expensive. A caregiver can cost up to \$11 to \$31.36 per hour, accruing a large annual expense (B. Hart, personal communication, November 24, 2021; K. Lopez, personal communication, February 22, 2021). Beyond monetary costs, family caregivers of adults with DD report lower marital stability, reduced leisure time, lower quality of life (QoL), and self-doubt (Byram, 2018; Benson et al., 2021) A shortage of caregivers and high direct service provider (DSP) turnover rates (Golub & Berns, 2018) are additional barriers to independent living for this population. Alternative independent living options are

becoming available to address these barriers. One promising option is designing smart homes with supportive technology that have the potential to facilitate independent living and decrease dependence on direct caregivers. A smart home sponsored by a non-for-profit organization made for four individuals with DD was researched.

### **Statement of the Problem/Purpose**

The cost-effectiveness and the ability to increase independence for young adults with DD resulting from smart home living is unknown. Therefore, the purpose of this study was to determine the effectiveness of a specific smart home in increasing performance of and satisfaction with daily living tasks, while reducing caregiver costs, for adults with DD.

### **Research Questions**

The research questions examined were:

- What is the cost of providing technology-assisted care to adults with developmental disabilities in a technology supported living residence?
- For adults with developmental disabilities in a technology supported living residence, does the provision of technology-assisted care:
  - Increase performance of selected daily living tasks as measured by the Canadian Occupational Performance Measure (COPM) and Caregiver Assistance Log?
  - Increase satisfaction with performance of selected daily living tasks as measured by the COPM?
  - Reduce the hours of direct caregiver assistance provided to each residence per week as measured by the Caregiver Assistance Log?

**Rationale**

The research study may be beneficial for a variety of entities, including state funding agencies, individuals with disabilities, family members of those with disabilities, and the not-for-profit organization that sponsored this pilot smart home. If the smart home is shown to be cost-effective over time, state funded programs could potentially decrease their spending on caregivers and instead invest in these homes. Also, families had a peace of mind knowing their child has a home that meets their needs. Finally, the sponsoring organization benefited from the research results, because it gave them data about the successes and areas for future improvement in smart homes.

**Scope of Study**

Five graduate-level occupational therapy students completed a study to explore how smart home technology impacts satisfaction and independence in daily living for four adult males with DD. The researchers collected data for the third and final prong of a longitudinal study that explored the effectiveness of a specific smart home created by a not-for-profit organization located in a Midwestern suburban neighborhood. The data includes the finalization of the COPM, logs completed by the in-home caregivers, and an investigation on the cost of the technologies. This data was collected in the fall of 2021.

**Assumptions**

The researchers assumed that residents answered the COPM honestly and to the best of their ability. Another assumption was that the COPM would be administered by one of the researchers either at the smart home or via Zoom. Also, it was assumed the COPM was an appropriate tool that would provide valid and reliable outcomes to the researchers. Additionally, the researchers assumed that the caregiver logs would be properly completed, up-to-date, and accurate. It was assumed the data regarding the cost of technology was current and accurate.

**Definition of Terms**

For this study the following terms are defined here. The term *smart home* was defined as a specific house designed and built prospectively with integrated technology to allow four males with DD to live more independently with minimal caregiver assistance. *Functional independence* was the ability of the four men to perform daily activities using the smart home technology to successfully participate throughout the day. *Residents* were the four individuals with developmental disabilities living in the smart home. *Caregivers* were the individuals who assisted the residents in living tasks as needed. The *caregiver log* was where time, related to resident-specific goals, was tracked by each caregiver. *Assistive technology* is technology that aids the residents in their daily living activities. *Low technology* referred to simple-to-use, inexpensive devices, such as electric razors and smart toothbrushes. *High technology* referred to more expensive and complex equipment, such as a smart fridge and smart lighting. *Canadian Occupational Performance Model (COPM)* was a standardized assessment administered to the residents to document their satisfaction with the house and their functional independence level using technology with decreased caregiver assistance.

**Review of Literature**

As defined by the Developmental Disabilities Assistance and Bill of Rights Act (2000), DDs are severe, chronic disabilities apparent before the age of 22, resulting in functional limitations in three or more of these areas: self-care, receptive and expressive language, learning, mobility, self-direction, capacity for independent living, or economic self-sufficiency. These limitations often impact the transition into adulthood (Lin et al., 2015). Thus, family caregivers (Grossman & Magana, 2016) and Medicaid's long-term home and community-based services (HCBS) are often utilized (Amin et al., 2021). Implementing assistive or unobtrusive smart home technology has the potential to increase independence for individuals with DDs and lower caregiver costs and burden.

**Independent Living for Individuals with DD**

Almost 72% of adults with DDs are living at home with a family caregiver (Braddock et al. 2013). For individuals with DD, independent living involves moving from the family home and being able to live safely alone or in a community group home (Dimitriadou, 2020; King et al., 2016). Necessary skills to live independently include safety knowledge, self-care skills, and medication management (Dimitriadou, 2020; Kim, & Dymond, 2020). Some skills challenging independent living for these individuals are cooking (Deguara et al., 2012), financial management (Barczak, 2019; Grossi et al., 2020; Matthews et al., 2017), practical and social skills (Beaudoin & Moore, 2018; Isaacson et al., 2014; Van Gameren-Oosterom et al., 2013), adaptive behavior skills (Taylor & Seltzer, 2011), and self-care skills (Fortuna et al., 2015). Parent-reported questionnaires indicate that individuals with Down Syndrome perform well using dining utensils, grooming, dressing, bathing, and toilet hygiene (Van Gameren-Oosterom et al., 2013).



**Supports and Barriers to Independent Living**

There are many factors that facilitate or inhibit independent living for adults with DD. Some of the biggest variables affecting QoL of independent living for adults with DD living in a community setting are the adult's characteristics, presence of staff, culture of residence, size of the residence, and caregiver turnover rate (Francis et al., 2014; Powers & Powers, 2011). Supporting factors to independent living include proper infrastructure, stable economic condition of the individuals, and family and professional supports (Dimitriadou & Kartasidou, 2017; Puyaltó & Pallisera, 2020; Shipton & Lashewicz, 2016), increased education about safety (Tassé et al., 2020), and adequate public transportation (Deguara et al., 2012). However, barriers include lack of education, lack of alternative housing options, lack of family and community support (Björnsdóttir et al., 2015; Burke et al., 2018; Dimitriadou & Kartasidou, 2017), and lack of government funding (Dimitriadou, 2020; Dimitriadou & Kartasidou, 2017).

**Costs**

Previous research has investigated costs of caregiving and technology. Individuals with DD often have a long-term caregiver through Medicaid's HCBS services or a family caregiver (Byram, 2018; Friedman, 2017). In 2015, the estimated average annual cost of HCBS services was \$39,989 per individual (Friedman, 2017). Specifically, the economic burden for autism spectrum disorder (ASD), one of the most common DDs, is estimated to be \$460.8 billion by 2025, with 79% of costs from support services and 9% caregiver costs (Buescher et al., 2014). These costs include lost productivity for parents (Leigh & Du, 2015), as incomes for families with children with ASD are 28% lower than those with typically developing children (Cidav et al., 2012). Additionally, a study in Ontario found that adults with DD tended to have higher healthcare costs than anticipated for at least one year (Lunsky et al., 2019).

Technology may be a cost-effective alternative to in-person caregiving. Electronic monitoring services cost an average of \$8.76 per hour (Friedman & Rizzolo, 2017), while direct service providers cost around \$11.00 to \$31.36 per hour (B. Hart, personal communication, November 24, 2021; K. Lopez, personal communication, February 22, 2021). Additionally, telecare services for adults with DD were shown to reduce staff by 23%, which decreased overall costs (Perry et al., 2012). While technologies have shown to be more cost-effective over time, these are often expensive upfront. With purchasing technology, consumers are more likely to adopt smart home technology if it is perceived to be beneficial and low cost (Hwang et al., 2018; Park et al., 2017). In addition, case managers for people with DD have reported limited financial resources as being a barrier to obtaining AT (Haynes, 2013).

### **Assistive Technology**

A wide variety of AT, such as apps and video-based instruction (VBI), is available to adults with DD to improve skills for independent living. Educational mobile applications have led to behavioral and functional changes in individuals with DD, being most effective when implemented alongside caregiver support (Janson et al., 2020). These changes include decreased error in home maintenance (Yeni et al., 2020), increased independence in a classroom (Bouck et al., 2014), and increased health literacy (O'Hara et al., 2016). These apps have also aided in teaching independent living skills, such as medication and health management, scheduling self-care activities (O'Hara et al., 2016), following a shopping list (Panerai et al., 2018), and handling money (Rus et al., 2017). Additionally, Augmentative Reality (AR) apps have shown to improve independence on targeted daily living skills for adults with DD (Bridges et al., 2020).

## EFFECTIVE TECHNOLOGY-SUPPORTED INDEPENDENT LIVING

Similarly, VBI was effective in teaching work-related tasks (Collins et al., 2014; Cullen et al., 2017), implementing physical wellness routines (Torres et al., 2018), and teaching independent living skills, such as meal preparation (Thomas et al., 2020), tying shoes, and making a bed (Cruz-Torres et al. 2020). Additionally, individuals with ASD completed 78% of steps in hand washing without a caregiver when using VBI (Bimbrahw et al., 2012). This supports caregivers' beliefs that AT can be beneficial in increasing independence (Haynes, 2013; Rasouli et al., 2021) and saving resources, such as time and money, for people with DD (Rasouli et al., 2021). Overall, effective use of AT helped individuals with DD in areas such as independence, social participation, self-determination, and QoL (Jamwal et al., 2020; Owuor & Larkan, 2017).

### **Smart Technology and Appliances**

Smart technology intervention improved meaningful engagement, QoL, self-expression, and self-determination for those with DD during everyday tasks and activities (Kerssens et al., 2015; Soderstrom et al., 2019). Those with cognitive and linguistic deficits using voice command devices showed 58.8% accuracy in giving verbal instructions to the device (Masina et al., 2020). Additionally, individuals with DD viewed voice command devices positively, and researchers believed that it could replace human caregivers (Masina et al., 2020; Ramadan et al., 2020). A socially assistive robot is another technology that can both support individuals with DD and relieve caregiver burden by assisting with daily routines through reminders and maintaining home safety (Arthanat et al., 2020).

Individuals with Down syndrome can use specific assistive devices to decrease difficulty and increase performance success in activities of daily living (ADLs) (Dalpra et al., 2018). Preferable features of smart appliances include controlling technology remotely, the appliance

making its own decisions, and perceived value (Coskun et al., 2017). A brain computer interface (BCI) allowed people with more severe disabilities to control different smart home technologies with their brains. Using a low-cost wireless router and electroencephalogram (EEG) device, the BCI was almost 90% accurate in controlling various household technologies (Gao et al., 2018). Video doorbells and locks support independence by increasing a sense of security and allowing home entry remotely (Carnemolla, 2018).

### **Remote Monitoring Technology**

Remote technology allows staff to connect with and monitor individuals with DDs virtually (Tassé et al., 2020). This can be in the form of health management and location tracking (Storey, 2010). Remote monitoring services, such as telehealth, may be an option to ensure health and wellness needs are met. These remote monitoring technologies may be especially beneficial in the wake of the COVID-19 pandemic. According to 51% of caregiver survey responses, individuals with DD were unable to see at least one of their healthcare providers in person throughout the COVID-19 pandemic (Jeste et al., 2020). Telehealth was shown to be effective in teaching new skills, such as cooking and crafting, to adults with DD (Pellegrino & Reed, 2020). Individuals with DD who used remote technology reported feeling safer and more independent when completing household tasks. (Taber-Doughty et al., 2010). Concerning aspects of remote support technology include privacy (Birchley et al., 2017; Chalghoumi et al., 2019), choice in camera utility and placement (Brand et al., 2019), secure data storage (Brand et al., 2019), and malfunctioning technology (Tassé et al. 2020). In 2013, only seven out of ninety-nine HCBS waivers paid for remote monitoring services, and pricing was inconsistent (Friedman & Rizzolo, 2017).

**Unobtrusive Sensing Technology**

Unobtrusive monitoring systems gather information about the home environment, behaviors of residents, and alert to safety concerns without sacrificing privacy or independence (Tewell et al., 2019; Tomita et al., 2007; Yu et al., 2019). Low-cost sensors were reliable and not disruptive to older individuals with disabilities when tracking consistency with participating in exercise, gardening, and housework (Tewell et al., 2019). Verbal task reminders via sensing technology created a sense of security, independence, and established routine for participants with memory impairments (Olsson et al., 2018). Sensors detecting negative behaviors, such as wandering, sent text messages to family members (Fange et al., 2020). Sensing technology led to improvements in cognitive function, ADLs, and behaviors in individuals with cognitive impairments by generating task reminders (Lazarou et al., 2016). Using this technology gives individuals with DD an opportunity to live safely in their own home while maintaining independence and privacy.

**Summary**

Individuals with a DD live with challenges that can impede independent living. To support participation, caregivers are often needed. However, caregivers are expensive and limit independence. Smart home technologies, such as remote monitoring technology, unobtrusive sensing technology, and a wide variety of smart appliances, have the potential to relieve family caregiver burden, reduce cost of care, and increase independence and autonomy for adults with DD. Current research is limited regarding the impact of smart home technology on independent living for individuals with DD. Therefore, the aims of this study were to analyze the effectiveness of technology-supported independent living on occupational performance, satisfaction, and caregiver costs for adults with DD.

## **Methods**

### **Research Design**

This descriptive case study utilized longitudinal repeated measures (Jackson, 2015) to examine technology used by individuals with DD living in a residential smart home setting over three years. Data were collected in the Fall of 2019, 2020, and 2021. This design was chosen to analyze changes in residents' satisfaction with performance of established goals over time in the smart home.

### **Sample**

The sample included four adult males, selected from a population of adults with DD, who were involved with the sponsoring not-for-profit organization, and their caregivers. Their involvement with the not-for-profit organization made them eligible to become residents of the smart home. Residents were invited to participate in the study if they moved into the house in September 2020, were at least 18 years of age, and were diagnosed with a DD. The residents were recruited and consented in Year 1 and re-consented in Years 2 and 3. Caregivers were invited to participate in this study if they were previously a caregiver for one of the residents or employed by the sponsoring organization and working in this specific smart home. Four caregivers were consented in Year 1, three new caregivers were invited and consented in Year 2, and two of the same caregivers from Year 2 were re-consented in Year 3. Purposive sampling was used to recruit all participants (DePoy & Gitlin, 2016).

### **Instrumentation**

Five distinct instruments were used to collect data: resident demographic questionnaire, caregiver demographic questionnaire, COPM, Caregiver Level of Assistance Logs, and Cost of Technology form. The resident demographic questionnaire included six questions about age, gender, race, diagnosis, work status, and technologies used throughout the day. The caregiver

**EFFECTIVE TECHNOLOGY-SUPPORTED INDEPENDENT LIVING**

demographic questionnaire included age, gender, relation to the resident, if they were paid, number of hours worked, and how many other caregivers the residents have.

The COPM is a semi-structured interview asking individuals to self-identify three tasks of importance related to self-care, productivity, and leisure (see Appendix A). Individuals rate task importance on a ten-point scale (1 being not at all important and 10 being extremely important). Individuals then rate performance of and satisfaction with these tasks on a ten-point scale. In previous research, the COPM has shown to be a valid and feasible assessment tool (Verkerk et al., 2006) for the DD population (Law & Canadian Association of Occupational Therapists, 1991).

Caregiver Level of Assistance Logs (see Appendix B) were designed by the research team in Year 1 to document residents' required assistance. Caregiver Logs tracked the duration of time and level of assistance caregivers provided to residents with their self-identified tasks over a two-week period. Caregiver Logs rated assistance level using a Likert scale with levels ranging from 1 (dependent) to 6 (independent).

The Cost of Technology form included four questions about the cost of technology, installation and maintenance, training residents, support services, and caregivers (see Appendix C). This was collected in Year 3 from the sponsoring organization after the technology was purchased and installed.

**Methods and Procedures**

IRB approval was initially obtained in Year 1 of the study and was reobtained each year thereafter. In Years 1, 2, and 3, the COPM and Caregiver Logs were administered to each participant. In each year, the COPM was administered using standardized procedures to ask

participants to rate their performance and satisfaction with their three self-identified tasks (see Appendix D). COPM scores were recorded on the data collection form (see Appendix A).

Each year, authors instructed the caregivers on how to complete the Caregiver Level of Assistance Log (see Appendix B). In Year 3, the research team described the form, reviewed the levels of assistance with the caregivers, and ensured there were no questions. Authors collected the Caregiver Logs at the end of each week for a total of two weeks. Authors blacked out participants' names and put participant's previously assigned code number to ensure confidentiality and privacy.

Lastly, a cost data form was given to the organization sponsoring the smart home in Year 3. The organization supplied data on the Cost of Technology form (see Appendix C).

### **Data Analysis**

All data was analyzed using descriptive statistics to investigate trends and changes across this three-year study. Trends across each year of the study (i.e., Year 1 to Year 2, Year 2 to Year 3, and Year 1 to Year 3) were analyzed. The researchers calculated the average COPM performance to determine satisfaction scores. A change of 2 or more points was considered clinically significant (Carswell et al., 2004). Caregiver Assistance Log (see Appendix B) levels and minutes of assistance for each task were each averaged respectively per year and compared across the three years. Cost data (see Appendix C) were obtained from the sponsoring organization in Year 3 and analyzed using descriptive statistics.

### **Results**

There were four male participants living in this smart home. The average age of the residents in Year 1 of the study was 26.5 years old. Residents were diagnosed with at least one developmental disability, including Down Syndrome, hydrocephalus, and autism (Table 1).



## EFFECTIVE TECHNOLOGY-SUPPORTED INDEPENDENT LIVING

Seven caregivers were utilized over the course of the study. The majority were paid, non-family members of the residents (Table 2).

**Table 1***Resident Demographics (N=4)*

Characteristics	n (%)
Mean age (years)	26.5
Sex (male)	4 (100%)
Work status (“yes”)	3 (75%)
Race (“white”)	4 (100%)
Disability	
Autism	1 (25%)
Down syndrome	2 (50%)
Hydrocephalus	1 (50%)
Epilepsy	1 (25%)
Hearing or vision impairment	2 (50%)

Note. All statistics are documented using n (%) apart from age

**Table 2***Years 1-3 Caregiver Demographics (N=7)*

Characteristics	n (%)
Mean age (years)	38.7
Sex (“male”)	4 (57%)
Family member of resident (“no”)	5 (71%)
Paid (“yes”)	5 (71%)

Note. All statistics are documented using n (%) apart from age

**Cost of Technology-Assisted Care**

The midwestern not-for-profit smart home included nearly 130 different technology devices. These devices were divided into eight categories: home automation, platform technology, remote home monitoring, adaptive equipment, external tracking, smart

## EFFECTIVE TECHNOLOGY-SUPPORTED INDEPENDENT LIVING

health/wellness, and apps (see Table 3). A full list of technology within the home can be found in Appendix E. According to the cost data provided by the organization, the total cost of technology was \$97,238. The total cost includes the cost of all devices (\$85,278) and the cost of technology installation (\$11,960). There are also ongoing costs, such as internet, iPhones subscriptions, and IP tracking services, which totaled \$3,326. These ongoing costs were not added in the total cost.

**Table 3***Technology Within the Home*

Category	Technology
Home automation	Amazon Alexa, smart appliances, light controls, security camera, smart doorbell
Platform technology	Display monitor, touchpad, mounting bracket, sensor hub, back-up generator
Remote home monitoring	Door/window sensor, smoke/fire alarm and CO detector, bed lamp
Adaptive equipment	Grab bars, electric razor, clothing hamper with wheels, rounded corners, bed alarm, smart toothbrush
External tracking	Apple watch, iPhone, smart ring
Smart health/wellness	Smart scale, smart blood pressure cuff, smart thermometer, CPAP cleaner
Apps	GrandCare, Google Calendar, Kroger, Life360
Technology residents reported using	Amazon Alexa, the GrandCare system, smart appliances, touch pads, smart phones and watches, CPAP cleaner, knife guard, hearing aids, medication reminders, bed alarms

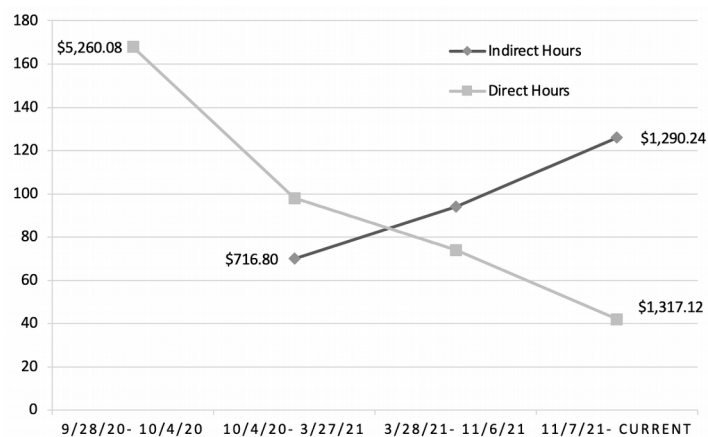
**Weekly Caregiving Costs from September 2020 to Present**

## EFFECTIVE TECHNOLOGY-SUPPORTED INDEPENDENT LIVING

Caregiving costs should also be included in the cost of technology-assisted care. The sponsoring organization noted general caregiving costs on the Cost Data form (see Appendix C). At the sponsoring organization, indirect caregivers are paid \$10.24 per hour, while direct caregivers are paid \$30.36 per hour. Direct caregivers were exclusively used upon move-in in September 2020. At this time, direct caregivers provided 168 hours of care, totaling \$5,260.08 each week. Indirect caregiving began October 2020 at 70 hours per week, totaling \$716.80 per week for indirect caregiving. Currently, direct caregivers provide 42 hours of care, totaling \$1,317.12 per week. Indirect caregivers are working 126 hours per week, totaling \$1,290.24 per week (see Figure 1).

**Figure 1.**

*Number of Indirect Caregiver Hours Compared to Direct Caregiver Hours and Cost per Week*



### Hours of Direct Caregiver Assistance with Self-Identified Tasks

The Caregiver Assistance Log (see Appendix B) was used to measure the amount of assistance each resident required to complete their self-identified tasks over a 2-week period. In Year 1, the average minutes of direct caregiver assistance for each resident's task was approximately 33.8 minutes, while the average minutes of direct caregiver assistance in Year 3

## EFFECTIVE TECHNOLOGY-SUPPORTED INDEPENDENT LIVING

was approximately 5.33 minutes. The caregivers' level of assistance was not included as the data were missing and inconsistent.

### Performance in Self-Identified Tasks

Average COPM performance scores increased significantly from Year 1 to Year 3 for each resident across their three self-identified tasks (by 2.67 for Resident 1, by 7.33 for Resident 2, by 4.67 for Resident 3, and by 2.67 for Resident 4) (see Table 4). Overall average performance scores increased by 4.34 from Year 1 to Year 3 across all four Residents and all 12 tasks (see Figure 2), with an average performance score of 4 in Year 1 and 8.34 in Year 3. Appendix F shows all raw performance scores of the COPM in greater detail.

**Table 4**

*Average COPM Performance and Satisfaction Scores*

Resident	Performance	Satisfaction
	M	M
Resident 1		
Year 1	4.33	2.67
Year 2	6.67	6
Year 3	7	6.67
Resident 2		
Year 1	2.33	1.67
Year 2	4.67	5
Year 3	9.67	9.67
Resident 3		
Year 1	4	4
Year 2	7.67	7.33
Year 3	8.67	8.67
Resident 4		
Year 1	5.33	5.33
Year 2	6	8.67
Year 3	8	9

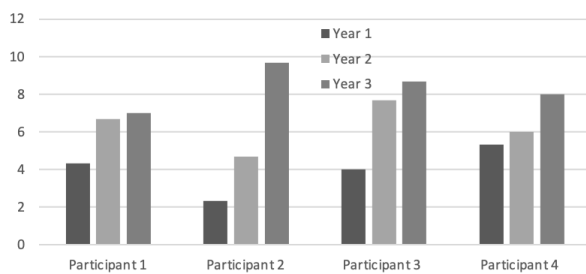
## EFFECTIVE TECHNOLOGY-SUPPORTED INDEPENDENT LIVING

### Satisfaction with Self-Identified Tasks

Average satisfaction scores increased significantly from Year 1 to Year 3 for each resident across their three self-identified tasks (by 4 points for Resident 1, by 8 for Resident 2, by 4.67 for Resident 3, and by 3.67 for Resident 4) (see Table 4). Overall average satisfaction scores increased by 5.08 from Year 1 to Year 3 across all four Residents and all 12 tasks, with an average satisfaction score of 3.42 in Year 1 and 8.50 in Year 3 (see Figure 3). Appendix F shows all raw satisfaction scores of the COPM in greater detail.

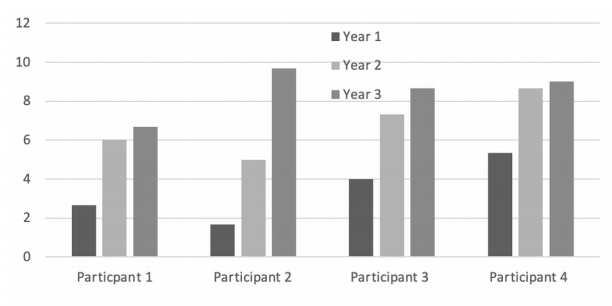
**Figure 2**

*Average performance scores of all four residents*



**Figure 3**

*Average satisfaction scores of all four residents*



## Discussion

### Cost of Technology-Assisted Care

## EFFECTIVE TECHNOLOGY-SUPPORTED INDEPENDENT LIVING

This study suggests that the cost of providing technology-assisted care to adults with DD in a technology-supported living residence is less expensive long term than direct caregiver support. Prior to implementing technology-assisted care, the midwestern not-for-profit was paying \$5,260.08 per week for direct caregiving at move-in. Now, they are paying a total of \$2,607.36 for both direct and remote caregiving per week. This is saving the organization \$2,652.72 per week. This is a total of \$137,941.44 per year. Therefore, it only took 36.7 weeks to see the payoff from the technology cost and installation. This is consistent with previous literature suggesting indirect monitoring is more cost effective than direct monitoring (Friedman & Rizzolo, 2017). Ongoing costs were not included in this calculation, because it was not stated how frequently the costs were/are collected (weekly, annually, monthly, etc.). Additionally, the indirect caregivers at this organization are able to monitor more than one home at a time. This connects to previous literature that stated that using in-direct caregiving reduces staff, and this decrease is associated with a decrease in overall cost of caregiving (Perry et al., 2012).

### **Hours of Direct Caregiver Assistance with Self-Identified Tasks**

Caregiver log analysis shows a reduction of direct care by an average of 28.47 minutes per resident for their self-identified tasks with the provision of technology-assisted care. The direct cause of this reduction was not assessed but may be attributed to technology use or skill improvement for self-identified tasks. Of equal importance, this reduction of direct caregiver support hours allows all four of the residents to live in their smart home with greater independence. These findings build upon recent literature suggesting indirect care can increase independence due to the absence of direct caregivers (Tassé et al., 2020). Along with reducing hours of direct care per week, this study suggests technology-assisted care coincides with increases in participants' self-ratings of performance and satisfaction.

When analyzing the results, the COPM data results are considered clinically significant when a change of two or more points is present over time (Carswell et al., 2004). The results of the average performance and satisfaction for all residents for all tasks over the three years are considered clinically significant, as they each had an average increase greater than two points over the three years. This means participants' perceived performance in their self-identified tasks, and satisfaction with that performance, were at least 2 points more on average in Year 3 when compared to Year 1. This suggests that through the use of the smart home and technology, the individuals with DD were more satisfied with their performance in their self-identified tasks. These results support previous literature that technology can improve individuals' performance (Dalpra et al., 2018) and satisfaction in varying tasks and daily life (Panerai et al., 2018; Yeni et al., 2020).

### **Technology Used**

In this study, it is known that the individuals used the technology in this home. However, this study did not measure the direct effect of technology on task performance. Previous studies using focus groups and interviews have shown that technology use supports independent living for individuals with DD (Jamwal et al., 2020; Owuour & Larkan, 2017; Tassé et al., 2020). To our knowledge, there are no other studies that included smart technology for individuals with DD to the extent that this smart home possessed. Due to the amount of technology this specific smart home possesses and findings regarding reduction in direct caregiver assistance, it is assumed that the residents are utilizing the technology in the smart home, thus improving their independence. More information needs to be explored about what specific technology was used that assisted in improving function.

**Clinical and Practical Implications**

This smart home model can be beneficial to individuals with DD to facilitate independent living. Clinicians should consider using technology to improve performance and satisfaction with specific tasks their clients and caregivers identify as important. However, clinicians should account for the amount of time and training it may take to implement technology, as well as remain up to date on current changes in technology. Complex technology may require excessive time and support to facilitate learning for clients and all members of the interprofessional care team involved. However, occupational therapists should be knowledgeable in these technologies when working with adults who want to live independently. Occupational therapists are experienced professionals that can provide training to individuals with DD on these technologies. Additionally, technology should be specific to the user. Also, feelings about remote monitoring regarding its safety and privacy should be addressed prior to implementing use of technology to facilitate independent living (Birchley et al., 2017; Brand et al., 2019; Chalghoumi et al., 2019).

**Study Limitations**

The descriptive, longitudinal design of this study limits the ability to infer causal relationships between residents' performance and the technology they used. Additionally, the small sample size and lack of a comparison group limits the ability to compare these residents to other individuals with DD not living in a smart home. The cognitive, linguistic, and memory deficits of individuals with DD could also make the results of self-reported assessments, such as the COPM, unreliable (Emerson et al., 2013). This study is not easily replicated, as the home is very specific to the individual residents; therefore, the results cannot be generalized. Another limitation is that the Caregiver Log data forms had missing, inconsistent, and/or inaccurate data.



Specifically, levels of assistance were incomplete and inaccurate. Therefore, this data was omitted from the Caregiver Log analysis to prevent skewing the Caregiver Log results.

### **Conclusion**

The results of this study suggest technology-assisted care provided in the context of a smart home may decrease caregiver costs, and as well as increase independence for individuals with DD. Over three years, the decrease in direct caregiving supplemented by technology in the smart home led to a decrease in overall cost of caregiving. Furthermore, this study found that individuals with DD who moved into a smart home improved their performance of and satisfaction with selected daily tasks over three years. Based on these findings, smart homes have the potential to be a viable and cost-effective independent living option for adults with DD. Further research regarding specific technology used is needed to develop a wider body of knowledge and to confirm these findings.

### **Recommendations**

If this study were to be replicated, several improvements are suggested. A more in-depth look at what specific technologies are used by the residents would enhance the understanding of the role that smart home technology has in facilitating independent living. Also, calculating the frequency of use would highlight which technologies are most important in promoting independence. There is a chance the improvement in performance is not directly related to the implementation of technology, so identifying the cause could improve the rigor of this study. This could be accomplished with an experimental study with a comparison group, or a well-designed single subject study.

### References

- Arthanat, S., Begum, M., Gu, T., LaRoche, D. P., Xu, D., & Zhang, N. (2020). Caregiver perspectives on a smart home-based socially assistive robot for individuals with Alzheimer's disease and related dementia. *Disability and Rehabilitation: Assistive Technology, 15*(7), 789–798. <https://doi.org/10.1080/17483107.2020.1753831>
- Amin, M. R., Gentile, J. P., Edwards, B., & Davis, M. (2021). Evaluation of health care disparities for individuals with intellectual and developmental disabilities in Ohio. *Community Mental Health Journal, 57*, 482-489. <https://doi.org/10.1007/s10597-020-00669-6>
- Barczak, M.A. (2019). Simulated and community-based instruction: Teaching students with intellectual and developmental disabilities to make financial transactions. *Teaching Exceptional Children, 51*(4), 313-321. <https://doi.org/10.1177/0040059919826035>
- Beaudoin, W. & Moore, A. (2018). Living without restraint: One parent's reflections and recommendations for supporting at-risk individuals with developmental disabilities. *Intellectual and Developmental Disabilities, 56*(3), 155-164. <https://doi.org/10.1352/1934-9556-56.3.155>
- Benson, J. D., Tokarski, R., Blaskowitz, M. G., & Geubtner, A. (2021). Phenomenological study of the transition process for adolescents with intellectual and developmental disabilities. *The American Journal of Occupational Therapy, 75*(3), 1-11. <https://doi.org/10.5014/ajot.2021.044289>
- Bimbrahw, J., Boger, J., & Mihailidis, A. (2012). Investigating the efficacy of a computerized prompting device to assist children with autism spectrum disorder with activities of daily

living. *Assistive Technology*, 24(4), 286–298.

<https://doi.org/10.1080/10400435.2012.680661>

Birchley, G., Huxtable, R., Murtagh, M., Ter Meulen, R., Flach, P., & Gooberman-Hill, R.

(2017). Smart homes, private homes? An empirical study of technology researchers' perceptions of ethical issues in developing smart-home health technologies. *BMC*

*Medical Ethics*, 18(1), 23. <https://doi.org/10.1186/s12910-017-0183-z>

Björnsdóttir, K., Stefánsdóttir, G. V., & Stefánsdóttir, Á. (2014). 'It's my life': autonomy and

people with intellectual disabilities. *Journal of Intellectual Disabilities : JOID*, 19(1), 5–

21. <https://doi.org/10.1177/1744629514564691>

Bouck, E. C., Savage, M., Meyer, N. K., Taber-Doughty, T., & Hunley, M. (2014). High-Tech or

Low-Tech? Comparing self-monitoring systems to increase task independence for

students with autism. *Focus on Autism and Other Developmental Disabilities*, 29(3),

156–167. <https://doi.org/10.1177/1088357614528797>

Braddock, D., Hemp, R., Rizzolo, M. C., Tanis, E. S., Haffer, L., Lulinski, A., & Wu, J. (2013).

The state of the states in developmental disabilities 2013: The great recession and its

after- math (Preliminary ed.). Boulder, CO: University of Colorado, Department of

Psychiatry and Coleman Institute, and University of Illinois at Chicago, Department of

Disability and Human Development.

Brand, D., DiGennaro Reed, F. D., Morley, M. D., Erath, T. G., & Novak, M. D. (2019). A

survey assessing privacy concerns of smart-home services provided to individuals with

disabilities. *Behavior Analysis in Practice*, 13(1), 11–21. [https://doi.org/10.1007/s40617-](https://doi.org/10.1007/s40617-018-00329-y)

[018-00329-y](https://doi.org/10.1007/s40617-018-00329-y)

Bridges, S., Robinson, O., Stewart, E., Kwon, D., & Mutua, K. (2020). Augmented reality:

- Teaching daily living skills to adults with intellectual disabilities. *Journal of Special Education Technology*, 35(1). <https://doi.org/10.1177/0162643419836411>
- Buescher, A. V. S., Cidav, Z., Knapp, M., & Mandell, D. S. (2014). Costs of autism spectrum disorders in the United Kingdom and the United States. *JAMA Pediatrics*, 168(8), 721–728. <https://doi.org/10.1001/jamapediatrics.2014.210>
- Burke, M., Arnold, C., & Owen, A. (2018). Identifying the correlates and barriers of future planning among parents of individuals with intellectual and developmental disabilities. *Intellectual and Developmental Disabilities*, 56(2), 90-100. <https://doi.org/10.1352/1934-9556-56.2.90>
- Byram, E. (2018). Late-life challenges in caregiving for an adult child with a developmental disability. *Generations: Journal of the American Society on Aging*, 42(3), 9-15. <https://eds-a-ebshost-com.xavier.idm.oclc.org/eds/pdfviewer/pdfviewer?vid=2&sid=57b0a0c8-e8dc-4843-8aa0-6f9c67284910%40sdc-v-sessmgr02>
- Carnemolla, P. (2018). Ageing in place and the internet of things: How smart home technologies, the built environment and caregiving intersect. *Visualization in Engineering*, 6(1). <https://doi.org/10.1186/s40327-018-0066-5>
- Carswell, A., McColl, M. A., Baptiste, S., Law, M., Polatajko, H., & Pollock, N. (2004). The Canadian Occupational Performance Measure: a research and clinical literature review. *Canadian journal of occupational therapy*, 71(4), 210–222. <https://doi.org/10.1177/000841740407100406>
- Chalghoumi, H., Cobigo, V., Dignard, C., Gauthier-Beaupré, A., Jutai, J. W., Lachapelle, Y.,

## EFFECTIVE TECHNOLOGY-SUPPORTED INDEPENDENT LIVING

- Lake, J., Mcheimech, R., & Perrin, M. (2019). Information privacy for technology users with intellectual and developmental disabilities: Why does it matter? *Ethics & Behavior*, 29(3), 201–217. <https://doi.org/10.1080/10508422.2017.1393340>
- Cidav, Z., Marcus, S. C., & Mandell, D. S. (2012). Implications of childhood autism for parental employment and earnings. *Pediatrics*, 129(4), 617–623. <https://doi.org/10.1542/peds.2011-2700d>
- Collins, J. C., Ryan, J. B., Katsiyannis, A., Yell, M., & Barrett, D. E. (2014). Use of portable electronic assistive technology to improve independent job performance of young adults with intellectual disability. *Journal of Special Education Technology*, 29(3), 15–29. <https://doi.org/10.1177/016264341402900302>
- Coskun, A., Kaner, G., & Bostan, I. (2017). Is smart home a necessity or a fantasy for the mainstream user? A study on users' expectations of smart household appliances. *International Journal of Design*, 12(1), 7-20. <http://www.ijdesign.org/index.php/IJDesign/article/view/2938>
- Cruz-Torres, E., Duffy, M. L., Brady, M. P., Bennett, K. D., & G, P. (2020). Promoting daily living skills for adolescents with autism spectrum disorder via parent delivery of video prompting. *Journal of Autism and Developmental Disorders*, 50(1), 212– 223. <https://doi.org/10.1007/s10803-019-04215-6>
- Cullen, J. M., Alber-Morgan, S. R., Simmons-Reed, E. A., & Izzo, M. V. (2017). Effects of self-directed video prompting using iPads on the vocational task completion of young adults with intellectual and developmental disabilities. *Journal of Vocational Rehabilitation*, 46(3), 361–375. <https://doi.org/10.3233/jvr-170873>

Dalprà, M., Chiogna, M., Frattari, A., & Primon, G. (2018). Casa satellite: Pilot study for a smart

home for people with Down syndrome. *Journal of Architectural Engineering*, 24(1),

N.PAG. [https://doi.org/10.1061/\(ASCE\)AE.1943-5568.0000279](https://doi.org/10.1061/(ASCE)AE.1943-5568.0000279)

Deguara, M., Jelassi, O., Micallef, B., & Callus, A.-M. (2012). How we like to live when we have the chance. *British Journal of Learning Disabilities*, 40(2), 123–127.

<https://doi.org/10.1111/j.1468-3156.2012.00743.x>

DePoy, E., & Gitlin, L. N. (2016). *Introduction to research: Understanding and applying multiple strategies*. (5<sup>th</sup> ed.). St. Louis, MO: Elsevier Mosby.

Developmental Disabilities Assistance and Bill of Rights Act of 2000. 2000. Pub. L. No. 106–402. 42 U.S.C. 15001.

Diamant, M. (2020, February 10). *As caregivers age, people with disabilities see fewer housing options*. Disability Scoop. <https://www.disabilityscoop.com/2020/02/10/as-caregivers-agepeople-with-disabilities-see-few-housing-options/27789/>

Dimitriadou, I. (2020). Independent living of individuals with intellectual disability: A combined study of the opinions of parents, educational staff, and individuals with intellectual disability in Greece. *International Journal of Developmental Disabilities*, 66(2), 153–159. <https://doi.org/10.1080/20473869.2018.1541560>

Dimitriadou, I., & Kartasidou, L. (2017). The role of support systems for the independence of individuals with intellectual disabilities. *International Journal of Pedagogy & Curriculum*, 24(3), 39. <http://doi.org/10.18848/2327-7963/CGP/v24i03/39-48>

Disability Justice. (2021). *Disability demographics and definitions*.

<https://disabilityjustice.org/justice-denied/disability-demographics/>

Emerson, E., Felce, D., & Stancliffe, R. J. (2013). Issues concerning self-report data and

population-based data sets involving people with intellectual disabilities. *Intellectual &*

*Developmental Disabilities*, 51(5), 333–348. <https://doi.org/10.1352/1934-9556-51.5.333>

Fange, A. M., Carlsson, G., Chiatti, C., & Lethin, C. (2020). Using sensor-based technology for safety and independence- the experiences of people with dementia and their families.

*Scandinavian Journal of Caring Sciences*, 34, 648-657. <https://doi.org/10.1111/scs.12766>

Fortuna, R. J., Robinson, L., Smith, T. H., Meccarello, J., Bullen, B., Nobis, K., & Davidson, P.

W. (2015). Health conditions and functional status in adults with Autism: A cross-sectional evaluation. *Society of General Internal Medicine*, 31(1), 77-84.

<https://doi.org/10.1007/s11606-015-3509-x>

Francis, L., Blue-Banning, M., & Turnbull, R. (2014). Variables within a household that

influence quality-of-life outcomes for individuals with intellectual and developmental disabilities living in the community: Discovering the gaps. *Research and Practice for*

*Persons with Severe Disabilities*, 39(1). <https://doi.org/10.1177/1540796914534632>

Friedman, C. (2017). A national analysis of Medicaid home and community-based services

waiver for people with intellectual and developmental disabilities: FY 2015. *Intellectual*

*and Developmental Disabilities*, 55(5), 281-302. [https://doi.org/10.1352/1934-9556-](https://doi.org/10.1352/1934-9556-55.5.281)

[55.5.281](https://doi.org/10.1352/1934-9556-55.5.281)

Friedman, C., & Rizzolo, M. C. (2017). Electronic video monitoring in Medicaid home and

community-based services waivers for people with intellectual and developmental

disabilities. *Journal of Policy and Practice in Intellectual Disabilities*, 14(4), 279-284.

<https://doi.org/10.1111/jppi.12222>

Gao, Q., Zhao, X., Yu, X., Song, Y., & Wang, Z. (2018). Controlling of smart home system based on brain-computer interface. *Technology and Health Care*, 26(5), 769–783.

<https://doi.org/10.3233/THC-181292>

Golub, D., & Berns, P. (2018). *Disability data digest 2018* [Infographic]. Indiana Association of Rehabilitation Facilities (INARF).

<http://www.inarf.org/uploads/2/5/1/7/25171275/august2018-disability-data-digest-medisked.pdf>

Grossi, T., Nord, D., & Anderson, J. (2020). Earning a real wage: A statewide investigation of young adults with intellectual and developmental disabilities. *Intellectual and Developmental Disabilities*, 58(4), 264-272. <https://doi.org/10.1352/1934-9556-58.4.264>

Grossman, B.R., & Magana, S. (2016). Introduction to the special issue: Family support of persons with disabilities across the lifespan. *Journal of Family Social Work*, 19(4) 237-251. <https://doi.org/10.1080/10522158.2016.1234272>

Haynes, S. (2013). In-service assistive technology training to support people with intellectual and developmental disabilities: A case study. *Rehabilitation, Research, Policy, and Education*, (27)1, 18-31. <https://doi.org/10.1891/2168-6653.27.1.18>

Hwang H., Suk J., Kim K.O., & Hong J. (2018) How consumers perceive home IoT services for control, saving, and security. In: Yamamoto S., Mori H. (eds) *Human Interface and the Management of Information. Information in Applications and Services. HIMI 2018. Lecture Notes in Computer Science*, vol 10905. Springer, Cham.

[https://doi.org/10.1007/978-3-319-92046-7\\_47](https://doi.org/10.1007/978-3-319-92046-7_47)

Issacson, N. C., Cocks, E. & Netto, J. A. (2014). Launching: The experiences of two young adults with intellectual disability and their families in transition to individual supported



living. *Journal of Intellectual & Developmental Disability*, 39(3), 270-281.

<https://doi.org/10.3109/13668250.2014.929643>

Jackson, S. L. (2015). *Research methods and statistics: A critical thinking approach* (5th ed.).

Cengage Learning.

Jamwal, R., Jarmal, K. H., Roseingrave, E., Douglas, J., & Winkler, D. (2020) Smart home and

communication technology for people with disability: A scoping review. *Disability and*

*Rehabilitation: Assistive Technology*. <https://doi.org/10.1080/17483107.2020.1818138>

Janson, A. L., Moen, A., & Aure, C.F. (July, 2020). Introducing a nutritional app in supervised

residences for independent living: Experiences of individuals with intellectual disabilities and their caregivers. *Journal of Applied Research in Intellectual Disabilities*.

<https://doi.org/10.1111/jar.12784>

Jeste, S., Hyde, C., Distefano, C., Halladay, A., Ray, S., Porath, M., Wilson, R. B., & Thurm, A.

(2020). Changes in access to educational and healthcare services for individuals with intellectual and developmental disabilities during COVID-19 restrictions. *Journal of*

*Intellectual Disability Research*, 64, 825-833. <https://doi.org/10.1111/jir.12776>

Kerssens, C., Kumar, R., Adams, A. E., Knott, C. C., Matalenas, L., Sanford, J. A., & Rogers,

W. A. (2015). Personalized technology to support older adults with and without cognitive impairment living at home. *Journal of Alzheimer's Disease and Other*

*Dementias*, 30(1), 85-97. <https://doi.org/10.1177/1533317514568338>

Kim, R., & Dymond, S.K. (2020). What skills are critical for living in supported apartments and

small group homes? *Journal of Developmental and Physical Disorders*, 32, 665-681.

<https://doi.org/10.1007/s10882-019-09713-0>

King, E., Okodogbe, T., Burke, E., McCarron, M., McCallion, P., & O'Donovan, M. A. (2016).

Activities of daily living and transition to community living for adults with intellectual disabilities. *Scandinavian Journal of Occupational Therapy*, 24(5), 357–365.

<https://doi.org/10.1080/11038128.2016.1227369>

Law, M., & Canadian Association of Occupational Therapists. (1991). *Canadian occupational performance measure*. Toronto: CAOT = ACE.

Lazarou, I., Karakostas, A., Stavropoulos, T. G., Tsompanidis, T., Meditskos, G., Kompatsiaris, I., & Tsolaki, M. (2016). A novel and intelligent home monitoring system for care support of elders with cognitive impairment. *Journal of Alzheimer's Disease*, 54, 1561-1591.

<https://doi.org/10.3233/JAD-160348>

Leigh, J. P., & Du, J. (2015). Brief report: Forecasting the economic burden of autism in 2015 and 2025 in the United States. *Journal of Autism and Developmental Disorders*, 45(12), 4135–4139. <https://doi.org/10.1007/s10803-015-2521-7>

Lin, J., Chen, W., Lin, L., Hsu, S., Cho, M., Chou, Y., & Wu, J. (2015). Functional independence in adolescents and adults with Down syndrome. *International Journal of Developmental Disabilities*, 61(4), 200-205. <https://doi.org/10.1179/2047387714Y.0000000052>

Lunsky, Y., De Oliveira, C., Wilton, A., & Wodchis, W. (February 2019). High health care costs-among adults with intellectual and developmental disabilities: A population-based study. *Journal of Intellectual Disability Research*, 63(2), 124-137.

<https://doi.org/10.1111/jir.12554>

Masina, F., Orso, V., Pluchino, P., Dainese, G., Volpato, S., Nelini, C., Mapelli, D., Spagnolli, A., & Gamberini, L. (2020). Investigating the accessibility of voice assistants with impaired

users: Mixed methods study. *Journal of Medical Internet Research*, 22(9).

<https://doi.org/10.2196/18431>

Matthews, T. J., Allain, D. C., Matthews, A. L., Mitchell, A., & Santoro, S. L. (2018). An assessment of health and social, communication, and daily living skills of adults with Down syndrome. *American Journal of Medical Genetics*, 176(6), 1389-1397.

<https://doi.org/10.1002/AJMG.A.38721>

O'Hara, D., Stock, S. E., Davies, D. K. Trends in using technology to achieve better health outcomes. In Rubin et al. (eds.), *Health care for people with intellectual and developmental disabilities across the lifespan*. (pp. 2055-2062). Springer International Publishing. <https://doi.org/10.1007/978-3-319-18096-0>

Olsson, A., Persson, A., Bartfai, A., & Boman, I. (2018). Sensor technology more than a support. *Scandinavian Journal of Occupational Therapy*, 25(2), 79-87.

<http://doi.org/10.1080/11038128.2017.1293155>

Owuor, J., & Larkan, F. (2017). Assistive technology for an inclusive society for people with intellectual disability. *Harnessing the Power of Technology to Improve Lives*.

<https://doi.org/10.3233/978-1-61499-798-6-805>

Panerai, S., Catania, V., Rundo, F., & Ferri, R. (2018). Remote home-based virtual training of functional living skills for adolescents and young adults with intellectual disability: Feasibility and preliminary results. *Frontiers in Psychology*, 9, 1-6.

<https://doi.org/10.3389/fpsyg.2018.01730>

Park, E., Kim, S., Kim, Y., & Kwon, S. J. (2017). Smart home services as the next mainstream of the ICT industry: Determinants of the adoption of smart home services. *Universal Access in the Information Society*, 17(1), 175–190. <https://doi.org/10.1007/s10209-017-0533-0>

- Pellegrino, A., & DiGennaro Reed, F. (2020). Using telehealth to teach valued skills to adults with intellectual and developmental disabilities. *Journal of Applied Behavioral Analysis*, 53(3), 1276-1289. <https://doi.org/10.1002/jaba.734>
- Perry, J., Firth, C. Puppa, M., Wilson, R., & Felce, D. (2012). Targeted support and telecare in staffed housing for people with intellectual disabilities: Impact on staffing levels and objective lifestyle indicators. *Journal of Applied Research in Intellectual Disabilities*, 25, 60-70. <https://doi.org/10.1111/j.1468-3148.2011.00647.x>
- Powers, E. T., & Powers, N. J. (2011). Should government subsidize caregiver wages? some evidence on worker turnover and the cost of long-term care in group homes for persons with developmental disabilities. *Journal of Disability Policy Studies*, 21(4), 195–209. <https://doi.org/10.1177/1044207310389176>
- Puyaltó, C., & Pallisera, M. (2020). Living independently in Spain: Barriers and supports from the views of people with intellectual disabilities. *International Journal of Disability, Development and Education*, 67(3), 306-319. <https://doi.org/10.1080/1034912X.2018.1546833>
- Ramadan, Z., Farah, M., & El Essrawi, L. (2021). From amazon.com to amazon.love: How alexa is redefining companionship and interdependence for people with special needs. *Psychology & Marketing*, 38(4), 596–609. <https://doi.org/10.1002/mar.21441>
- Rasouli, O., Kvam, L., Husby, V. S., Rostad, M., & Witso, A. E. (2021). Understanding the possibilities and limitations of assistive technology in health and welfare services for people with intellectual disabilities, staff perspectives. *Disability and Rehabilitation: Assistive Technology*. <https://doi.org/10.1080/17483107.2021.1963856> \_

- Rus, S., Caliz, D., Braun, A., Engler, A., & Schulze, E. (2017). Assistive apps for activities of daily living supporting persons with Down's syndrome. *Journal of Ambient Intelligence & Smart Environments*, 9(5), 611–623. <https://doi.org/10.3233/AIS-170454>
- Shipton, L., & Lashewics, B. M. (2017). Quality group home care for adults with developmental disabilities and/or mental health disorders: Yearning for understanding, security, and freedom. *Journal of Applied Research in Intellectual Disabilities*, 30(5), 946-957. <https://doi.org/10.1111/jar.12289>
- Soderstrom, S., Ostby, M., Bakken, H., & Ellingsen, K. E. (2019). How using assistive technology for cognitive impairments improves the participation and self-determination of young adults with intellectual developmental disabilities. *Journal of Intellectual Disabilities*, 25(2), 168-182. <https://doi.org/10.1177/1744629519882582>
- Storey, K. (2010). Smart houses and smart technology: Overview and implications for independent living and supported living services. *Intellectual & Developmental Disabilities*, 48(6), 464–469. <https://doi.org/10.1352/1934-9556-48.6.464>
- Taber-Doughty, T., Shurr, J., Brewer, J., & Kubik, S. (2010). Standard care and telecare services: comparing the effectiveness of two service systems with consumers with intellectual disabilities. *Journal of Intellectual Disability Research*, 54(9), 843–859. <https://doi.org/10.1111/j.1365-2788.2010.01314.x>
- Tassé, M. C., Wagner, J. B., & Kim, M. (2020). Using technology and remote support services to promote independent living of adults with intellectual disability and related developmental disabilities. *Journal of Applied Research in Intellectual Disabilities*, 33(3), 640-647. <https://doi.org/10.1111/jar.12709>

- Taylor, J. L., & Seltzer, M. M. (2011). Employment and post-secondary educational activities for youth adults with autism spectrum disorder during the transition to adulthood. *Journal of Autism Developmental Disorder, 41*. 566-574. <https://doi.org/10.1007/s10803-010-1070-3>
- Tewell, J., O'Sullivan, D., Maiden, N., Lockerbie, J., & Stumpf, S. (2019). Monitoring meaningful activities using small low-cost devices in a smart home. *Personal and Ubiquitous Computing, 23*(2), 339–357. <https://doi.org/10.1007/s00779-019-01223-2>
- Thomas, E. M., DeBar, R. M., Vladescu, J. C., & Townsend, D. B. (2020). A comparison of video modeling and video prompting by adolescents with ASD. *Behavior Analysis in Practice, 13*(1), 40–52. <https://doi.org/10.1007/s40617-019-00402-0>
- Tomita, M. R., Mann, W. C., Stanton, K., Tomita, A. D., & Sundar, V. (2007). Use of currently available smart home technology by frail elders. *Topics in Geriatric Rehabilitation, 23*(1), 24–34. <https://doi.org/10.1097/00013614-200701000-00005>
- Torres, R., DeBar, R. M., Reeve, S. A., Meyer, L. S., & Covington, T. M. (2018). The effects of a video-enhanced schedule on exercise behavior. *Behavior Analysis in Practice, 11*(2), 85–96. <https://doi.org/10.1007/s40617-018-0224-1>
- Van Gameren-Oosterom, H. B. M., Fekkes, M., Reijneveld, S. A., Oudesluys-Murphy, A. M., Verkerk, P. H., Van Wouwe, J. P., & Buitendijk, S. E. (2013). Practical and social skills of 16–19-year-olds with Down syndrome: Independence still far away. *Research in Developmental Disabilities, 34*(12), 4599-4607. <http://doi.org/10.1016/j.ridd.2013.09.041>
- Verkerk, G. J., Wolf, M. J. M., Louwers, A. M., Meester-Delver, A., & Nollet, F. (2006). The reproducibility and validity of the Canadian Occupational Performance Measure in parents of children with disabilities. *Clinical Rehabilitation, 20*(11), 980-988. <https://doi.org/10.1177/0269215506070703>

Yeni, S., Cagiltay, K., & Karasu, N. (2020). Usability investigation of an educational mobile

application for individuals with intellectual disabilities. *Universal Access in the*

*Information Society*, 19(3), 619–632. <https://doi.org/10.1007/s10209-019-00655-0>

Yu, J., An, N., Hassan, T., & Kong, Q. (2019). A pilot study on a smart home for elders based on

continuous in-home unobtrusive monitoring technology. *Health Environment Research*

*and Design*, 12(3), 206–219. <https://doi.org/10.1177/1937586719826059>

Appendix A  
Data Collection Form

Participant Code:  
\_\_\_\_\_

Date Administered:  
\_\_\_\_\_

Researcher Initials:  
\_\_\_\_\_

A member of the research team will facilitate a face-to-face semi-structured interview to complete Parts A, B, and C of the data collection form with the resident and their caregiver present. The data collection form has been written in simple language for residents with cognitive impairments to fully understand. However, researchers will adapt their language to match the cognitive level of the resident.

**Part A: Resident Information** (Administer Questions 1-4 at Pretest; Administer Question 5 & 6 at Pretest, Year 1 & Year 2)

*Researcher will begin Part A by stating the following to the resident: "We would like to ask you questions about you and the things you use to help you do things everyday. We will not tell other people what you say, and we will not use your name."*

1. How old are you? \_\_\_\_\_ years
2. Do you see yourself as a boy or a girl?  M     F     Other answer
3. Do you know what your diagnosis is?

\_\_\_\_\_

\_\_\_\_\_

4. Which of the following best describes your race or ethnic group:
 

<input type="checkbox"/> Caucasian <input type="checkbox"/> Hispanic/Latino <input type="checkbox"/> Asian	<input type="checkbox"/> African American <input type="checkbox"/> Native American <input type="checkbox"/> Other: _____ <div style="text-align: center;">Specify</div>
--	--
5. Do you work or attend school?  Y     N    If yes, describe



## EFFECTIVE TECHNOLOGY-SUPPORTED INDEPENDENT LIVING

6. Can you tell us what things you use to help you during the day, like a wheelchair, an iPad, anything special to help you eat or bathe, or something to help you talk? (record all technology, assistive devices and/or any technology-related support or monitoring currently used)

---



---



---



---

**Part B: Caregiver Information**

*Researcher will begin Part B by stating the following to the resident: "We will now ask your caregiver about how much they help you everyday. We will not tell other people what they say and we will not use your names".*

7. How old are you? \_\_\_\_\_ years
8. Caregiver Gender: \_\_\_\_\_
9. Are you a family member?  Y  N  If yes describe  
\_\_\_\_\_
10. Are you paid for your caregiving activities?  Y  N
11. Approximate hours caregiver is present every day: \_\_\_\_\_ hours
12. Number of caregivers client currently has: \_\_\_\_\_ caregivers

**Part C: COPM Scoring & Identified Occupational Goals and Tasks**

*The COPM will now be administered to the residents according to standardized instructions, and researchers will copy the three identified goals or tasks from the COPM scoring sheet. The following will be said to the resident: "We will now ask you about the things that you do everyday that you may have trouble with, and how that makes you feel. We will not tell other people what you say or use your name"*

Identified Goal or Task	Occupational Performance Score	Satisfaction Score
Task 1		
Task 2		
Task 3		

*For Caregiver Use Only:*

Date & Time: \_\_\_\_\_

Resident Name: \_\_\_\_\_

NOTE: residents name will be blacked out prior to transportation to Xavier University

### Appendix B Caregiver Level of Assistance Log

*For Researcher Use Only:*

Participant Code: \_\_\_\_\_

Date: \_\_\_\_\_

Total number of hours of direct assistance and/or supervision provided for all activities and tasks in this 24 hour period: \_\_\_\_\_ hours

At the end of each shift, or 24-hour period, select whether or not (resident name) completed the following tasks. If the task was not completed during your shift, select "no" in the first box. If (name) did complete the task during your shift, select "yes" and rate level of assistance provided for each task using the 6-point scale (i.e: if (resident name) required Moderate assistance for Task 1, record assist level 3 in the Task 1 row). Then record the total time you spent assisting the resident with each task in minutes.

**This form will be completed daily for 2 weeks.**

*Please record the amount of assistance you provided (resident's name) with each task:*

6. Independent - no assistance needed from helper.
5. Setup or Cleanup Assistance - helper only assists before or after task.
4. Supervision or Touching Assistance - helper provides verbal cues or steadying assistance.
3. Moderate Assistance - helper does less than half of the effort.
2. Maximal Assistance - helper does more than half of the effort.
1. Dependent - helper does all the effort.

## EFFECTIVE TECHNOLOGY-SUPPORTED INDEPENDENT LIVING

Task/Description	Completed?	Assist level (1-6)	Time (# of minutes you spent assisting client with this task)
Task 1:	<input type="checkbox"/> Yes <input type="checkbox"/> No		
Task 2:	<input type="checkbox"/> Yes <input type="checkbox"/> No		
Task 3:	<input type="checkbox"/> Yes <input type="checkbox"/> No		

\*Scale modified from the Inpatient Rehabilitation Facility - Patient Assessment Instrument (IRF-PAI) (CMS, 2019)

Appendix C

Cost of Technology Provided

- Pretest phase: no data will be collected regarding costs
- Year 1 & Year 2: The following cost-related data will be obtained from LADD data records.

- Description & cost of the technological devices used in the home:

---

---

---

- Description & cost of installation and maintenance of the devices:

---

---

---

- Description & cost of training to teach resident and caregiver to use the technology:

---

---

---

- Description & cost of support services (such as remote monitoring):

---

---

---

- Description & cost of direct caregiving/supervision provided per week in the home:

---

---

---

- Other:

---

---

---

## Appendix D

## Resident Self-Identified Tasks

**Table 5***Residents Self-Identified Tasks*


---

Resident 1	
Task 1	To cook more food and read recipes.
Task 2	Be more responsible with my schedule (turning off electronics at night).
Task 3	Be more responsible with food control and maintain a healthy diet.
Resident 2	
Task 1	To cook more and cook on the stovetop.
Task 2	To use more SMART technology (iPhone, Siri, & Alexa-bus schedules, recipes)
Task 3	To be able to cut food without assistance.
Resident 3	
Task 1	Use my-cycle to do my own laundry.
Task 2	Use iPad to watch videos to then make recipes with the stovetop and oven.
Task 3	Use Uber/Lyft app to use transportation for activities to and from home.
Resident 4	
Task 1	Budgeting (groceries and leisure).
Task 2	Scheduling– planning day, getting tasks done, time management.
Task 3	Cooking and planning healthy meals.

---

Appendix E  
List of Technologies

**Home Automation:** Alexa Echo Show (2nd Gen) - 10.1" HD, Alexa Echo Dot, Alexa Echo Smart Speaker, Alexa Studio, Smart TV, Fire Alarm for Deaf (visual alerts/lighting/siren/tactical alerts); GE Crestron Express Wireless Lighting Dimmer; GE Crestron Express Wireless Exhaust Fan Switch; GE Surface Mount Leak Detector – Sink; GE Surface Mount Leak Detector – Toilet; GE Crestron Express Wireless Lighting Dimmer; Crestron Express System Control Keypad; Crestron Surface Mount Magnetic Door Contact; Crestron 10" Wall Mount Touch Panel; Crestron Express Wireless Lighting Dimmer; Crestron remote Temperature and Relative Humidity Sensor; Crestron Surface Mount Leak detector – Refrigerator; Crestron Surface Mount Leak detector – Sink; Crestron 2 Megapixel Low-Profile Dome Camera w/ Mic & Night Vision; Crestron Occupancy Sensor for Camera Notifications; Crestron infiNet EX Wireless Gateway – PANTRY; Crestron Express Wireless Switch – Disposal; Security System Service; Annual Dynamic DNS IP Tracking Service; Annual Fee for Cellular Phone Connection Service through Home; Smart Dishwasher - LADD GE GDT635HSMSS; Changed to Samsung and bought by LADD; Exterior Security Cameras; Digital Intercom Interface w/integrated camera (Door Bell); Veso Fingerprint Reader; Verso I/O Integration Module; Crestron Wireless Deadbolt w/; Touchscreen; Crestron Flush Mount Door contact; Crestron Express Wireless Lighting Dimmer; Crestron Security Keypad w/ LCD Display and RF Receiver; Crestron Surface Mount Leak detector – Sink; Crestron Passive Occupancy Sensor; smart oven range; induction cooktop; GrandcareRing Lighting; Fall Prevention; Crestron Express Wireless Lighting Dimmer; Crestron; High Power AC1900 Dual-Band Wireless Access Point; Grandcare Smart Mirrors - Wiring Only; Crestron Smart Thermostat; Tile Scrubbing Rhoomba; Nyboer locks; ADA compliant washer/dryer; Fall prevention bedroom lighting; noise machine; Crestron Sensory

**EFFECTIVE TECHNOLOGY-SUPPORTED INDEPENDENT LIVING**

Auto Blinds; Crestron Flush Mount Door contact; Sensory sitting swing; Samsung Smart

Refrigerator; Crestron Security Keypad; Fiber Optic Curtain Light; LED Tube Light; Bubble

Wall; Lighted Seat/Cube; Lava Lamp; LED Smart Lamp; automated faucets; Simply Human

Automatic Soap Dispensers; Simply Human Shampoo Dispensers; Toilet Seat Bidet; Smart

Music; Overhead garage door control; Crestron mechanical room equipment; home automation;

Smoke Detector; Crestron Home Automation Placeholder - IR Blaster; Sens Room Pad; lamp

switch, etc.; Sonos Smart Speaker for Home Automation; Crestron Compatible; Creston Mesh

network for Wi-Fi

**Platform Technology:** display monitor, touchpad, mounting bracket, sensor hub; in-home

battery backup/generator for internet; CAD 6 Wiring; wireless speaker for touchpad audio;

platform accessories

**Home Monitoring:** Door/ Window Sensors (open/close): Platform; Emergency/ Panic: placed

throughout home to alert DSP; "250MB+ Internet Connection; Fiber Optic Cabling (FiOptics)";

Grandcare Smoke Alarms and CO Detectors; smart fire alarm; bed/pad monitors; Additional

outlets; Bed Lamp

**Adaptive Equipment:** Handrails in shower/toilet areas; Electric razors; clothing hamper with

wheels; rounded edges in place of corners throughout home; Vibrating bed alarm; pull down seat

in shower; slip resistant tile; adaptive measuring equipment; Smart toothbrush; ramp

**External Tracking:** iPhone; AppleWatch, Aira Smart Goggles; Smart Ring

**Smart Health and Wellness Devices:** Smart Scale; Smart Blood Pressure Monitor; Smart

Thermometer; Pulse Proximeter; CPAP Cleaner/Sanitizer; Temi; Pria

EFFECTIVE TECHNOLOGY-SUPPORTED INDEPENDENT LIVING

**Apps:** Whisk; Google Calendar; Temi; Oral B; SmartThings; Family Hub; SmartHQ; Mi Home;

Life360; Arlo; Pria; Follow; Vibrosaver; Roost; Transit; Streaks; Apple Fitness; Grandcare;

Kroger



Appendix F

Raw COPM Data

**Table 6**

*Raw COPM Data*

Resident	P1	P2	P3	S1	S2	S3
Resident 1						
Year 1	3	6	4	2	5	1
Year 2	9*	6	5	9*	4	5*
Year 3	8	6	7*	9	4	7*
Resident 2						
Year 1	5	1	1	3	1	1
Year 2	5	5*	4*	5*	5*	5*
Year 3	10*	9*	10*	10*	9*	10*
Resident 3						
Year 1	4	3	5	5	4	3
Year 2	10*	7*	6	8*	6*	8*
Year 3	10	6	10*	10*	6	10*
Resident 4						
Year 1	5	5	6	6	4	6
Year 2	4	8*	6	6	10*	10*
Year 3	6*	8	10*	8	9	10

*Note.* P1 = performance task 1 (continuous); S1 = satisfaction task 1 (continuous).

\*Clinically significant