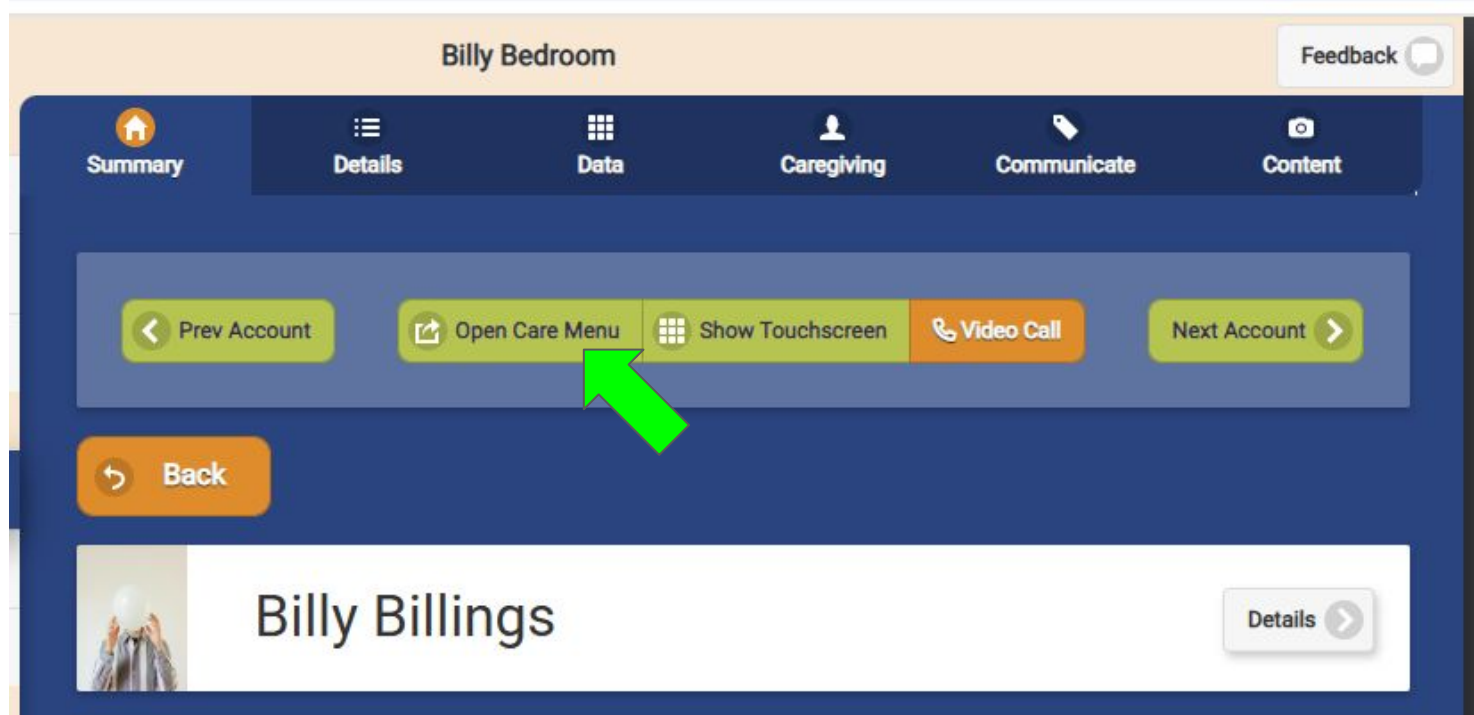
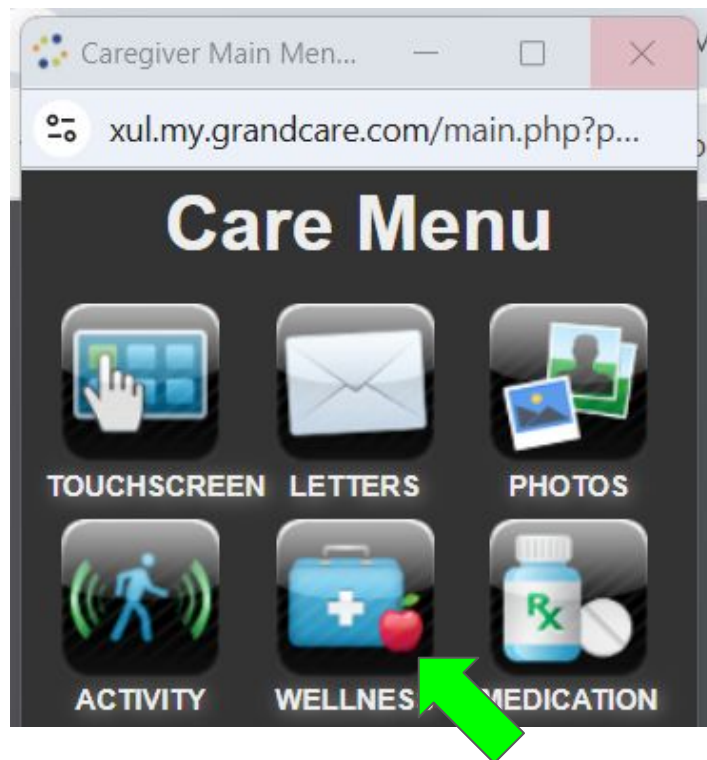


How to Create an Assessment Score Rule

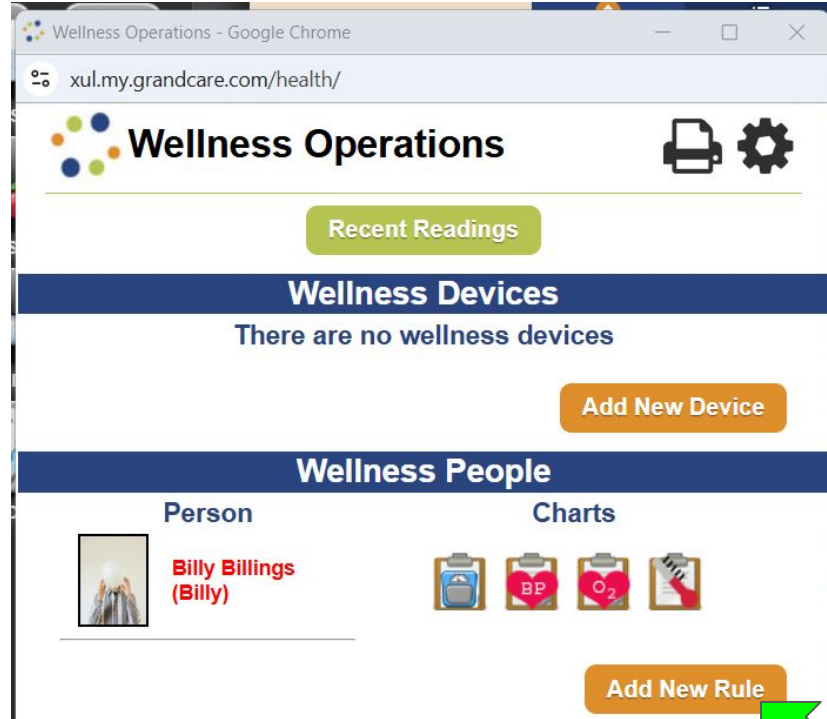
On the Account page, click **Open Care Menu**



On the Care Menu, click **WELLNESS**



On Wellness Operations, click **Add New Rule**



Define the Assessment Score condition for the rule

Define condition - Google Chrome

xul.my.grandcare.com/health/healthwizard.php?wizaction=add

Wellness Rules

Define condition

This rule is for

Billy Billings

Please select wellness condition for action

For example: You might want the system to email you if someone forgets to take their blood pressure

IF Assessment Score is greater than 6

for assessment Pain Assessment for Billy

On days: ☒ Mon ☒ Tue ☒ Wed ☒ Thu ☒ Fri ☒ Sat ☒ Sun

Cancel Next >

Define the action to trigger if condition is met

Define action - Google Chrome

xul.my.grandcare.com/health/healthwizard.php?stage=2

Wellness Rules
Define action

Please select desired action

IF Assessment Score for Pain Assessment for Billy is greater than 6

THEN

Send email to


Hans Cabrera - hcabrera@grandcare.com

Optional Explanation:

Rule Severity Level

- ☒ Critical - Creates a Managed Alert
- ☐ High
- ☐ Medium
- ☐ Low
- ☐ None

Cancel Finish >



Receive notification if Assessment Score condition met

